

# Splitface Masonry Units



**Grand Blanc**  
CEMENT PRODUCTS



**Architectural • Sustainable • Reputable**

[www.grandblanccementproducts.com](http://www.grandblanccementproducts.com)





## Rich Colors & Texture

Splitface Masonry Units offer designers and contractors the ability to create beautiful projects with our rich colors and textures. A unique combination of elegance and balance gives Splitface Masonry the appeal that customers are often looking for.

## Clean Lines & Definition

Scored Splitface Units combined with other textures and colors add bold lines and definition to any building. Decorative patterns are easily produced giving designers flexibility when choosing the right building materials for any project.



## Long Life Cycle

Splitface Masonry Units allow Architects to provide their clients with sustainable solutions for years of reliability and beauty. Manufactured to exceed industry expectations, our Splitface products are produced with extremely high standards and quality assurance.



# SPLITFACE COLOR SELECTION



Anastasia



Aswan



Bedrock



Bellagio



BHA Blend



Blackhills



Boardman



Bone



Bourbon



Bradberry



Cabernet



Canyon Tan



Cavern Limestone



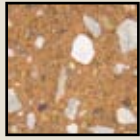
Charcoal



Chardonnay



Cimaron Blend



Cinnamon



Country Blend



Cream



Dark Grey



Dark Red



Desert Blend



Desert Red



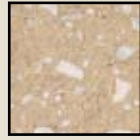
Dominic



Earthstone



Everest



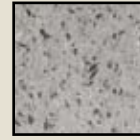
Fawn



Firestorm



Forensic



Frankfort



Garnet



Gothic



Grandville



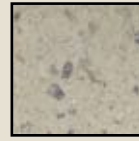
Graystone White



Great White



HMS



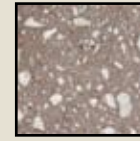
Irish Hills



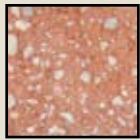
Light Bone



Light Grey



Limestone Brown



Limestone Red



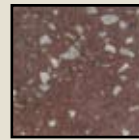
Limestone Tan



Macon



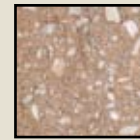
Meadowbrook



Merlot



Merrill



Mesquite



Metallica



Meteorite



Midland



Milander



Mustang



Nashville



Natural  
Limestone



Niagra



Oak



Old Tudor



Petoskey



Pinto



Plymouth



Renaldo



Riverbed Sand



Riverbend Tan




Rustic Red



Sagebrush



Salmon



Salzburg



Sandstone



SED Blend



Sedona



Sweetwater



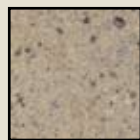
Tecumseh



THS



TM Blend



Tortola



Trevor



Unicorn



Vanilla



White



Woodside

Colors may vary. For exact color, contact us for a sample.

## Splitface Masonry Units Scored Splitface Masonry Units Fluted Splitface Masonry Units Specifications

### PART 1 - GENERAL

#### SUBMITTAL

Submit color samples for selection from manufacturer's group. Submit product literature, certifications, test reports and full size samples of each color that is specified.

### QUALITY ASSURANCE

Certifications: **Splitface Masonry Units** shall comply with the recommendations of the National Concrete Masonry Association, and conform to ASTM C90, for hollow and solid load bearing units. Splitface Masonry Units shall be normal weight block, withstanding compression test loads of at least 3,000 psi for individual units, or 3,500 psi for an average of five units; basing load figures on the average net area of the blocks. Units shall meet or exceed requirements for ASTM C55-96e1. Splitface Masonry Unit samples shall be submitted for establishing an approved color and texture.

**Scored** Splitface Masonry Units and **Fluted** Splitface Units shall comply with recommendations of the National Concrete Masonry Association and must conform to the same specifications and requirements as full Splitface Masonry Units. Samples of units shall be submitted for approval of color and texture.

### RELATED INFORMATION

Fire Resistance: Hourly fire rating information, defined and required by NCMA TEK NOTES, available at [www.grandblancement.com](http://www.grandblancement.com).

### PART 2 - PRODUCTS

#### PRODUCT NAME

Splitface Masonry Units Scored  
Splitface Masonry Units Fluted  
Splitface Masonry Units  
(Four-Ribbed & Eight-Ribbed Fluted)

#### MANUFACTURER

Grand Blanc Cement Products, Inc.  
10709 S. Center Road  
Grand Blanc, MI 48439  
P 800-875-7500 F 810-694-2995  
[www.grandblancement.com](http://www.grandblancement.com)

### PART 3 - EXECUTION

#### LAYING MASONRY WALLS

All Splitface Masonry Units shall be drawn from more than one pallet at a time and must be laid using the best concrete masonry practices. Lay block with the faces level, plumb and true to the mason line strung horizontally at splitface side of the block. Both horizontal and vertical joints should be 3/8" on the finished side of the wall. Joints should be neatly and uniformly tooled after they are finger-hard. Cut pieces should be sized and placed properly to maintain bond and consistency.

#### INSTALLATION

Lighting: Always use adequate lighting for masonry work. For even and consistent illumination, always place lights at a reasonable distance from the wall. For best results, do not use trough lighting.

Cutting: Use the correct type of motor driven masonry saws to make all cuts, including those for bonding, holes, boxes etc. Use diamond or abrasive blades and make neat cuts to provide the best appearance. Avoid cuts that may alter or detract from the finished look of Splitface Masonry.

### MORTAR BED & JOINTING

Units shall be laid with full mortar coverage on head and bed joints without blocking cores. All joints shall be tooled when finger-print hard into a concave shape. Remove mortar from the face of masonry before it sets. Tuck-point all joints of scored units for creating proper appearance. All exterior scored units must be tuck-pointed to prevent water penetration. **DO NOT RAKE JOINTS.**

### FINAL CLEANING

During the installation process, walls should be kept as clean as possible by using brushes, sponges, etc. Never allow excess mortar or smears to harden on the finished surfaces of block. Avoid using harsh cleaning methods that will result in damaged or marred surfaces. Clean finished walls with **Custom Masonry Cleaner** by PROSOCO. Manufacturer's instructions should be strictly followed for cleaning including a completed and thorough rinse. Permanent damage to the block could result if the exact instructions are not adhered to.

**Note:** Consult NCMA TEK NOTES regarding proper installation techniques for concrete masonry.



**Grand Blanc**  
CEMENT PRODUCTS   
10709 S. Center Rd.  
Grand Blanc, MI 48439  
Ph: 800-875-7500 Fax: 810-694-2995  
[www.grandblancement.com](http://www.grandblancement.com)